

LLCEM

LED EXIT & EMERGENCY COMBO

Housing:

- Injection-molded, 5VA flame retardant, high-impact resistant, thermoplastic
- EZ snap-out chevron directional indicators.

Finish: White (WH) or Black (BLK)

Faces:

- Universal Single/Double Face Standard

Illumination:

- Red or Green EXIT Illumination
- 2 x Adjustable bright white LED 1.5 watt lamp heads.

Electrical:

- Dual 120/277 voltage.
- Charge rate/power "ON" LED indicator light and push-to-test switch for mandated code compliance testing.
- 3.6V Long life, maintenance-free, rechargeable NiCd battery.
- Internal solid-state transfer switch automatically connects the internal battery to LED board and LED lamp heads for minimum 90-minute emergency illumination.
- Fully automatic solid-state, two rate charger initiates battery charging to recharge a discharged battery in 24 hours.

Mounting:

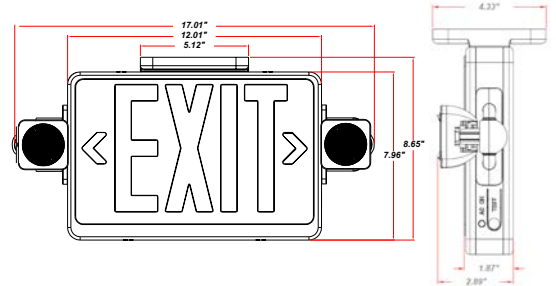
- EZ-snap mounting canopy included for top or end mount.
- Universal K/O pattern on back plate for wall mount.

Options:

- RC: 2.5 watt Remote capacity
- SDT: Self-diagnostic feature performs monthly, biannual, and annual tests to ensure reliable operation and meet electrical and life safety codes
- USA: Assembled in USA

Warranty/Certifications:

- 5 year warranty on all electronics and housing. Battery pro-rated for 5 years.
- Meets UL924, NFPA 101 Life Safety Code, NEC, OSHA, Local and State Codes.
- UL Listed for damp locations (0°C – 50°C).
- Certified to CEC under Title 20 Regulations.



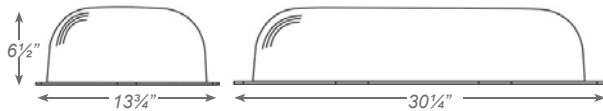
Ordering Information

Part#	Letter Color	Finish	Options
LLCEM	Red Green	WH BLK	RC Remote Capacity SDT Self Diagnostics USA Assembled in USA

**Replaces the
LLEDGXTEU
effective 8/2023**

VANDAL SHIELD BG-3C

- High-Impact Resistant Polycarbonate
- Includes Mounting Hardware



Part #
BG-3C WG-3

WIRE GUARD WG-3

- Durable 9-Gauge Steel Construction.
- Includes Mounting Hardware



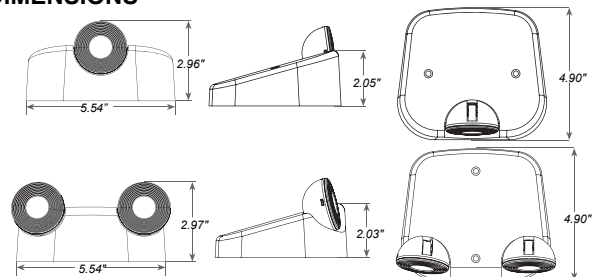
MRHLED

LED Mini Indoor Thermoplastic Remote Head

- Adjustable 0.5 Watt Ultra-Bright White lamp heads 1x per lamp head
- For Use With 3.6V DC Power Source (RC Option)
- Injection-molded, engineering grade, 5VA flame retardant, high-impact resistant, thermoplastic
- Finishes: White (WH) or Black (BLK)
- Universal mounting adapter plate included. Mounts to single-gang switch box.
- Distance of maximum run is determined by system voltage, wire gauge and total maximum wattage
- Suitable for wall or ceiling mount.



DIMENSIONS



Warranty/Listing

- Five year warranty.
- UL Listed for Indoor Use Only
- Meets UL924, NFPA 101 Life Safety Code, NEC, OSHA, Local and State Codes.

Part #	No. of Heads	Housing Color
MRHLED	1: Single Head 2: Double Head	WH BLK

RHLED

LED Mini Indoor Thermoplastic Remote Head

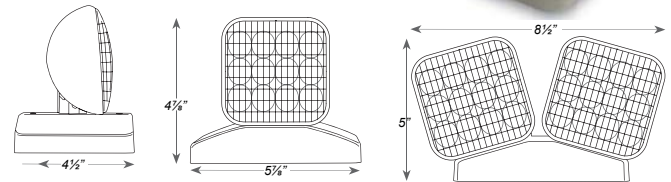
- For use with 3.6V, 6V, 9.6V & 12V DC Power Source
- Adjustable 1.0 watt Ultra Bright White lamp heads per lamp head
- Optional high lumen heads are 1.5 watts (12 LEDs x 0.125 watt per head) and provide increased center-to-center spacing.
- Injection-molded, 5VA flame retardant, high-impact resistant, thermoplastic
- Finishes: White (WH) or Black (BLK)
- Universal mounting adapter plate included. Mounts to single-gang switch box.
- Distance of maximum run is determined by system voltage, wire gauge and total maximum wattage on the run.
- Reference individual unit equipment specification sheets for remote load capacity availability.
- Suitable for wall or ceiling mount.

Warranty/Listing

- Five year warranty.
- UL Listed for Indoor Use Only
- Meets UL924, NFPA 101 Life Safety Code, NEC, OSHA, Local and State Codes.



DIMENSIONS



Part #	No. of Heads	Housing Color	Lamp Type	Options
RHLED	1: Single Head 2: Double Head	WH BLK	(Blank): 1W (STD) HL: High Lumen 1.5W	SDT: For Use Fixtures With A Self-Diagnostic Option

RHLED-W

LED Mini Wet Location Polycarbonate or Die-Cast Remote Head

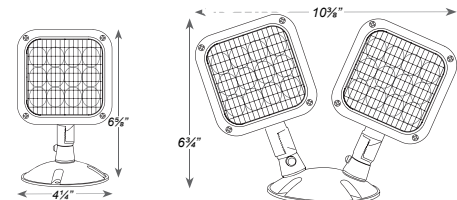
- For use with 3.6V, 6V, 9.6V & 12V DC Power Source
- Adjustable 1.0 watt Ultra Bright White lamp heads per lamp head
- Optional high lumen heads are 1.5 watts (12 LEDs x 0.125 watt per head) and provide increased center-to-center spacing.
- Available in both high-impact resistant polycarbonate or premium grade die-cast aluminum housing.
- Finishes: Gray (GRY) or Black (BLK)
- Universal mounting adapter plate included. Mounts to single-gang switch box.
- Distance of maximum run is determined by system voltage, wire gauge and total maximum wattage on the run.
- Reference individual unit equipment specification sheets for remote load capacity availability.
- Suitable for wall or ceiling mount.

Warranty/Listing

- Five year warranty.
- UL Listed for Wet Locations
- Meets UL924, NFPA 101 Life Safety Code, NEC, OSHA, Local and State Codes.



DIMENSIONS



Part #	No. of Heads	Housing Material	Housing Color	Lamp Type	Options
RHLED-W	1: Single Head 2: Double Head	PWP: Polycarbonate WP: Die-Cast	GRY BLK	(Blank): 1W (STD) HL: High Lumen 1.5W	SDT: For Use Fixtures With A Self-Diagnostic Option