

# LLWCYL-3D

## 3" Round Wet Location Cylinder in Ceiling or Pendant Mount.

**Construction:** Powder Coated Aluminum

**Finishes:** White (WH), Black (BLK) and Silver (SLV)

**Light Source:**

**13W:** 120V/13W/1,160lm Beam Angle 39°

**17W:** 120~277V/17W/1,375lm Beam Angle 62°

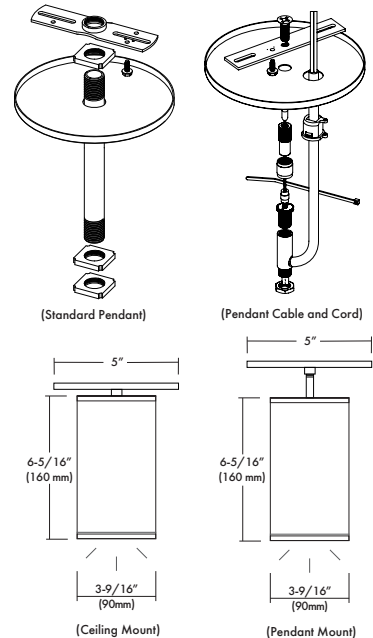
- Available in 80 or 90 CRI
- Select from 30K, 35K or 40K
- TRIAC/ELV: 120V
- 010V: 120/277V (13W with 120V Only)
- Dimming down to 5% with most Triac and ELV dimmers or 0-10V dimming
- EM: Battery Backup: 9W/800lms (approx.), 90 minutes after full charge.

**Mounting:**

- Mount directly on a ceiling J-box.
- Ceiling mount model consists of a canopy kit and a 3" threaded nipple
- Pendant options include rigid stem, stem with swivel, and cable/cord

**Notes/Certifications/Warranty:**

- Operating Temperature -22° F to 104° F (-30°C to 40°C).
- Buy American Act Compliant
- cCSA-us Listed for Wet Locations
- IP65 Rated.
- 3 Year Limited Warranty on LED and Housing



**Ceiling Mount Ordering Information:**

PART#	WATTS	COLOR TEMP	CRI	DIMMING	FINISH	OPTIONS
LLWCYL-3D-C	13W 17W	30K 35K 40K	8 9	TRIAC/ELV: 120V 010V: 120/277V (13W with 120V Only)	WH BLK SLV	EM: Emergency Driver

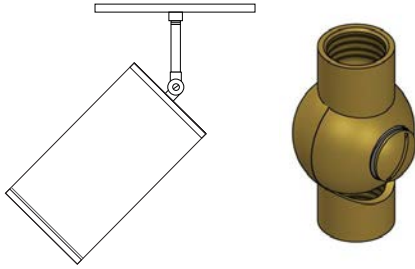
As of 11/2023 the 010v dimming module has been upgraded to work with all 010V dimming systems, including Electronic Relay Dimming Systems

**Pendant Mount Ordering Information:**

PART#	PENDANT STYLE	STEM For Swivel or Ridged Style	CABLE & CORD LENGTH	WATTS	COLOR TEMP	CRI	DIMMING	FINISH	OPTIONS
LLWCYL-3DP	R: Rigid Stem (Select Stem Length) S: Swivel Mount (Select Stem Length) C: Cord & Cable (Select Cable and Cord Length)	6" 12" 18" 24" 36" 48"	C12: 12" C24: 24" C36: 36" C50: 50" C72: 72" C120: 120"	13W 17W	30K 35K 40K	8 9	TRIAC/ELV: 120V Only Dimming (TRIAC Dims at 120V Only) 010V: 120/277V. (120V Only with 13w.	WH BLK SLV	EM: Emergency Driver DM: Directional Mount Locking Screw Swivel with 3/8"IP x 3/8"IP Female Threads (Must Order Finish)

As of 11/2023 the 010v dimming module has been upgraded to work with all 010V dimming systems, including Electronic Relay Dimming Systems

## OPTIONS

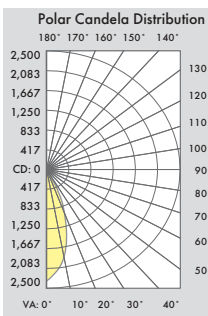


**DM** = Directional Mount Locking Screw Swivel with 3/8"IP x 3/8"IP Female Threads  
 Note: This option can only be used with Standard Pendant Kits

Approved Dimmers
* Lutron: Skylark S-600 : MRF2-6DN-120 : MACL-153M : DVLV-600P : SELV-300P : CTCL-153P : DVELV-303P : DVCL-153P * Leviton: D600R, Acenti: Ate06, Trimatron #705W * Cooper Devine incandescent dimmer 600W * Pass&seymour harmony incandescent 600W <b>For 0-10V Driver**</b> * Lutron: Nova 0-10V : NTFTV Diva 0-10V : DVTV * Leviton: Decora 0-10V : IP71ODL
*Consult tech. service or factory for additional dimmers **Consult with factory if you are not using the approved dimmers ** WARNING: DO NOT USE 0-10V Electronic Relay Systems like Acuity nPP16 EFP or Creston GLXP-DIMFLV8-LP units with these DoB fixtures. DO NOT Combine other types of fixtures on the same 0-10V dimmer/module, especially on WATTSTOPPER device.

## PHOTOMETRIC REPORT

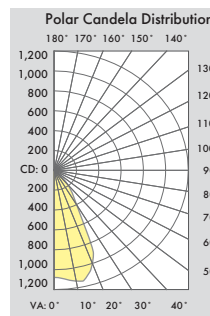
\* Contact Factory for IES File



LLWCYL-3D-30

	Center Beam FC	Beam Width
2.0ft	590.4 fc	1.4 ft
4.0ft	147.6 fc	2.7 ft
6.0ft	65.6 fc	4.1 ft
8.0ft	36.9 fc	5.4 ft
10.0ft	23.6 fc	6.8 ft
12.0ft	16.4 fc	8.2 ft

Beam Spread: 39°



LLWCYL-3D-17W

	Center Beam FC	Beam Width
2.0ft	268.4 fc	2.4 ft
4.0ft	67.1 fc	4.8 ft
6.0ft	29.8 fc	7.2 ft
8.0ft	16.8 fc	9.6 ft
10.0ft	10.7 fc	12.0 ft
12.0ft	7.5 fc	14.4 ft

Beam Spread: 62°