

LLWPS25GRQF

Specification Grade Square Bulk Head
with Grid Frame.

Housing and Lens:

- Die Cast Gasketed Aluminum Grid Front Frame and Housing with Integral Heat Sinking and Driver Compartment. Nickel-Plated Stainless Steel Hardware. Photocell Adaptable.
- SoftLED LumaLens UV-Stabilized Polycarbonate Opal Vandal-Resistant Lens Eliminates LED Hot Spots

Finishes: Textured Architectural Bronze (Z) or White (W) Powdercoat Finish Over a Chromate Conversion Coating. Custom Colors Available Upon Request.

Dimensions: 12.5"SQ x 4.25" E

Wattage:

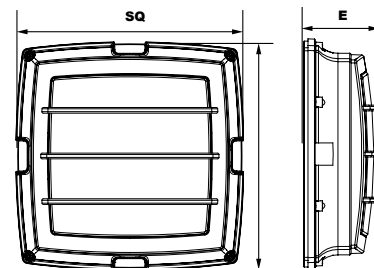
- Array: 12w, System: 12.9w; (100w HID Equivalent)
- Array: 17w, System: 18.1w; (100w HID Equivalent)
- Array: 25w, System: 27.1w; (250w HID Equivalent)

Driver:

Electronic Driver, 120-277V, 50/60Hz, 347V, 50/60Hz or 480-347V, 50/60Hz; Less Than 20% THD and PF>0.90. Standard Internal Surge Protection 2kV. 0-10V Dimming Standard for a Dimming Range of 100% to 10%; Dimming Source Current is 150 Microamps.

Controls:

Fixtures Ordered with Factory-Installed Photocell or Motion Sensor Controls are Internally Wired for Switching and/or 1-10V Dimming Within the Housing. Remote Direct Wired Interface of 1-10V Dimming is Not Implied and May Not Be Available, Please Consult Factory. Fixtures are Tested with LEPG Controls and May Not Function Properly With Controls Supplied By Others. Fixtures are NOT Designed for Use with Line Voltage Dimmers.

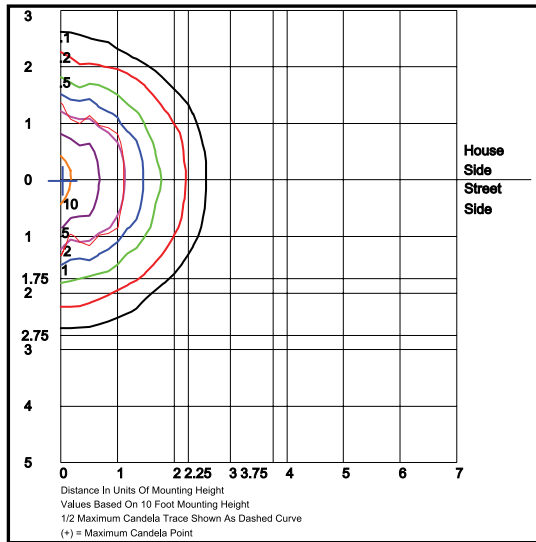


Certifications/Warranty:

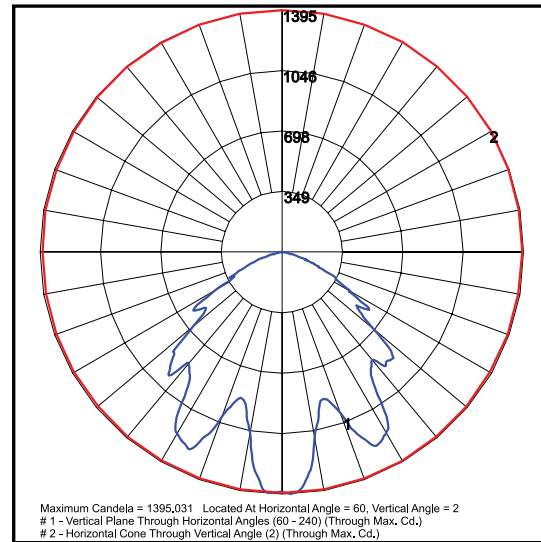
- Buy American Act Compliant
- CSA Listed for Wet Locations
- ANSI/UL 1598, 8750
- IP66 Sealed LED Compartment
- Suitable for -40°C to +50°C Environments
- 5 Year Warranty



Model #	WATTAGE	DRIVER	CCT	COLOR	OPTIONS
LLWPS25GRQF	12W 17W 25W	U-UNV C-347V* H- 347-480V* *12W and 17W Only *25W Only	30K 40K 50K	Z=Bronze W=White C=Custom (Consult Factory)	SF=Single Fuse* DF=Double Fuse* SP=Surge Protector PC3=Photocell, 120-277VAC P10=Pencil Photocell, 120VAC P12=Pencil Photocell, 277VAC P14=Pencil Photocell, 120-277VAC S2=Microwave Sensor with Dimming for Mounting Heights of 8' to 40'.* S4=Microwave On/Off Motion Sensor for Mounting Heights of 8' to 19'.* BU=Battery Backup, 90 Minutes* BUC=Cold Start Battery Backup, -20°C, 90 Minutes* *120-277V Models Only.

Photometric Data


LLWPS25GRQF1X25U5K Type IV
Grid in MH
MH=10 Feet



LLWPS25GRQF1X25U5K Type IV

Photometric Performance

Wattage (Catalog Logic)		12W (1X12)	17W (1X17)	25W (1X25)
Input Watts		12.9W	18.1W	27.1W
Optic	CCT	Delivered Lumens		
F = Type V	3000K	1,349	1,888	2,832
	4000K	1,463	2,048	3,073
	5000K	1,524	2,134	3,201
	BUG Rating	B1-U1-G0	B1-U1-G0	B1-U1-G0

Projected Lumen Maintenance

Data shown for 5000 CCT			Compare to MH			
TM-21-11	Input Watts	Initial	25,000 Hrs	50,000 Hrs	100,000 Hrs	Calculated LED Life
L70 Lumen Maintenance @ 25°C / 77°F	All wattages up to and including 27w	1.00	0.96	0.92	0.84	187,000
L70 Lumen Maintenance @ 50°C / 122°F		1.00	0.96	0.91	0.82	113,000
L80 Lumen Maintenance @ 40°C / 104°F		1.00	0.94	0.89	0.77	88,000

NOTES:

- Projected per IESNA TM-21-11. Data references the extrapolated performance projections for the 525mA base model in a 25°C ambient, based on 10,000 hours of LED testing per IESNA LM-80-08.
- Compare to MH box indicates suggested Light Loss Factor (LLF) to be used when comparing to Metal Halide (MH) systems.