

LLCOM-3-SM

Surface Mount 3" commercial aluminum posts. Smooth and Fluted Styles in 8', 10', and 12'. Available in Black, White, and Bronze.

Wall Thickness: 0.125 in

Butt Diameter: 3 in

Top Outer Diameter: 3 in

Base Diameter: 9 1/4 in

Bolt Circle: 7 1/2 in

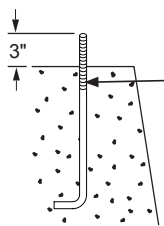
Bolt Projection: 3 in

Bolt Size: 1/2 x 12 in

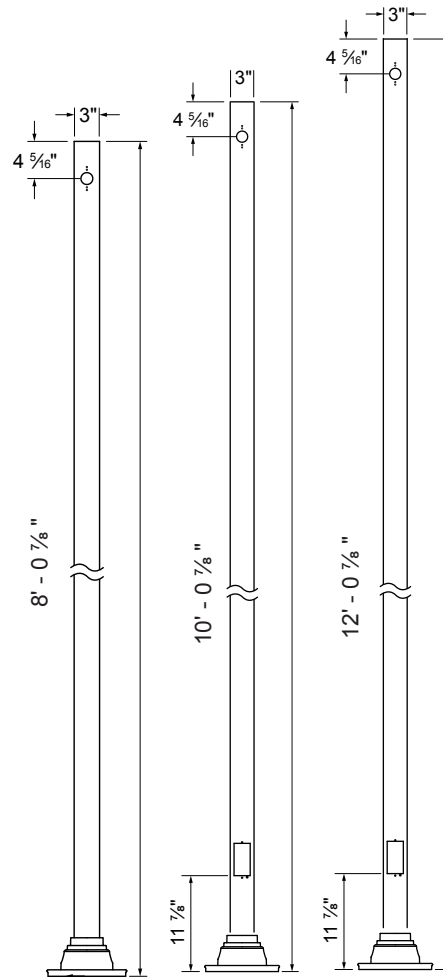
Net Weight: 19 lbs

Luminary Weight: 100 lbs

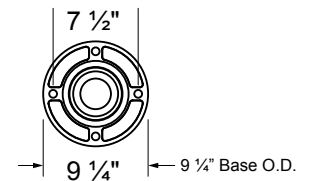
Hand Hole: Standard on 10' and 12' poles. 2" x 4" with Cover (hardware, tamper proof screws, & ground wire included)



Anchor Bolts
BOLTS & TEMPLATE INCLUDED
(4 ea.) 1/2" x 12" Galvanized Steel Anchor Bolts
AASHTO M314-90 Grade 55 Threaded End Galvanized Per ASTM A153 With (4 ea.) Galvanized Steel Leveling Hex Nuts, (4 ea.) Fasting Hex Nuts, and (8 ea.) Washers
INSTALL IN REINFORCED CONCRETE (BY OTHERS)



7 1/2" Bolt Mounting Pattern O.C.



Base Plate of 356 Cast Aluminum

Bases are welded per American Welding Society Standards.



Ordering Information

Part #	Length	Finish	OPTIONS
LLCOM-3-SM-S Smooth Aluminum Extruded Pole	8= 8' Pole 10= 10' Pole 12= 12' Pole	BLK- Black WHT- White BRZ- Bronze	TB3- Traditional Base Cover PB3- Polygon Base Cover SB3- Standard Base Cover HH- Hand Hole (8' poles only. Standard on 10' and 12' Poles)
LLCOM-3-SM-F Fluted Aluminum Extruded Pole			

Maximum EPA (ft²)

Length	110 MPH	115 MPH	120 MPH	130 MPH	140 MPH	150 MPH	160 MPH	170 MPH	180 MPH
8'	4.75	4.25	3.75	3.00	2.50	2.00	1.75	1.25	1.00
10'	3.25	3.00	2.50	2.00	1.50	1.25	0.75	0.50	0.50
12'	2.25	2.00	1.75	1.25	0.75	0.50	0.25	N/A	N/A