

## LLCOM-4-SM

Surface Mount 4" commercial aluminum posts. Smooth and Fluted Styles in 8', 10', 12', and 14'. Available in Black, White, and Bronze.

**Wall Thickness:** 0.125 in

**Butt Diameter:** 4 in

**Top Outer Diameter:** 3 in

**Base Diameter:** 10<sup>1/8</sup>in

**Bolt Circle:** 8½ in

**Bolt Projection:** 4 in

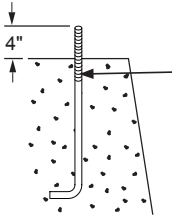
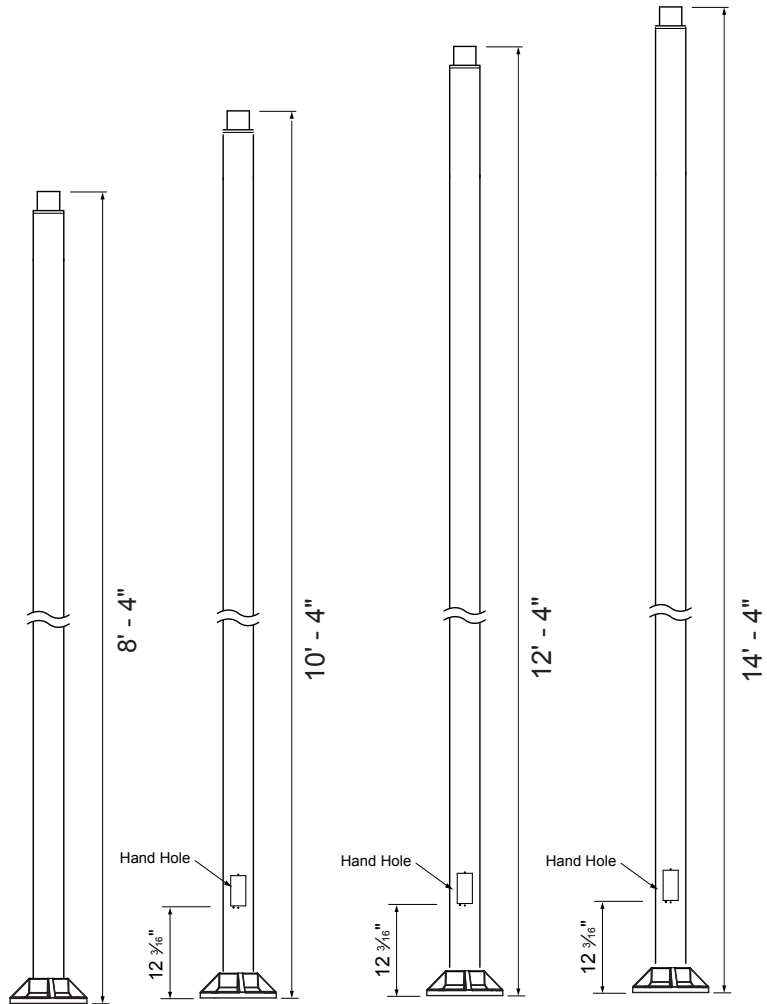
**Bolt Size:** ¾ x 12 in

**Net Weight:** 19 lbs

**Luminary Weight:** 100 lbs

**Tenon Reducer:** 2.5"H x 3.0"D

**Hand Hole:** Standard on 10', 12' and 14' poles. 2" x 4" with Cover (hardware, tamper proof screws, & ground wire included)




**Anchor Bolts**  
 BOLTS & TEMPLATE INCLUDED  
 (4 ea.) ¾" x 18" Galvanized Steel Anchor Bolts  
 AASHTO M314-90 Grade 55  
 Threaded End Galvanized Per ASTM A153 With (4 ea.) Galvanized Steel Leveling Hex Nuts, (4 ea.) Fastening Hex Nuts, and (8 ea.) Washers  
 INSTALL IN REINFORCED CONCRETE (BY OTHERS)

4" Round 4" Fluted  
 .125" Wall Thickness  
 Straight Aluminum Tube Wall Alloy 6063-T6  
 AAMA 2603 Textured Powder Coat Finish  
 Black, White, or Bronze

### Ordering Information

Part #	Length	Finish	OPTIONS
LLCOM-4-SM-S Smooth Aluminum Extruded Pole	8= 8' Pole 10= 10' Pole 12= 12' Pole 14= 14' Pole	BLK- Black WHT- White BRZ- Bronze	TB4- Traditional Base Cover SB4- Standard Base Cover HH- Hand Hole (8' pole only. Standard on 10', 12' and 14' Poles)
LLCOM-4-SM-F Fluted Aluminum Extruded Pole			



### Maximum EPA (ft²)

Length	110 MPH	115 MPH	120 MPH	130 MPH	140 MPH	150 MPH	160 MPH	170 MPH	180 MPH
8'	10.0	9.00	8.50	6.75	5.50	24.75	4.00	3.25	2.75
10'	7.25	6.50	5.75	4.75	3.75	3.00	2.50	2.00	1.50
12'	5.50	4.75	4.25	3.25	2.50	2.00	1.50	1.00	0.75
14'	4.00	3.50	3.00	2.25	1.50	1.00	0.50	0.25	N/A