

LLE-1

LED LOW PROFILE THERMOPLASTIC EMERGENCY UNIT

STANDARD



OPTIONAL



ILLUMINATION

- Adjustable long lasting, efficient, ultra bright white LED lamp heads.
- One, 0.5 watt white LED per lamp head.
- Unique all-inclusive lamp, reflector and lens assembly.

ELECTRICAL

- Dual 120/277 voltage standard. Optional dual 120/230 voltage available.
- Unique bi-color LED indicator light alerts occupant on battery condition (Green-normal, Red-check battery).
- 3.6V long life, maintenance-free, rechargeable NiCd battery.
- Internal solid-state transfer switch automatically connects the internal battery to LED lamp heads for minimum 90-minute emergency illumination.
- Fully automatic solid-state, two rate charger initiates battery charging to recharge a discharged battery in 24 hours.

MOUNTING

- Universal knockout pattern on back plate for surface mount.
- Suitable for wall or ceiling mount.

HOUSING

- Injection-molded, engineering grade, 5VA flame retardant, high-impact resistant, thermoplastic in white or black finish.



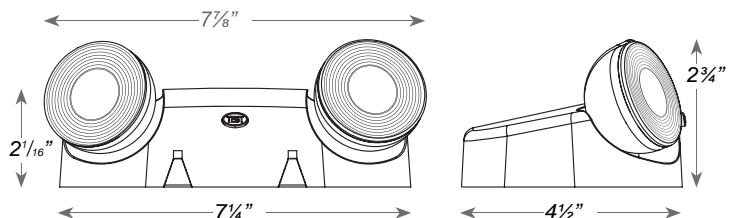
OPTIONS

- RC: Remote capacity of up to 1.0 watt.
- SPV: UL listed for 120/230 Volt, 50/60 Hz.

WARRANTY / LISTING

- One year warranty on all electronics and housing. Battery prorated for one year.
- UL Listed for damp locations (0°C – 40°C).
- Meets UL924, NFPA 101 Life Safety Code, NEC, OSHA, Local and State Codes.
- Certified to CEC under Title 20 Regulations.

DIMENSIONS



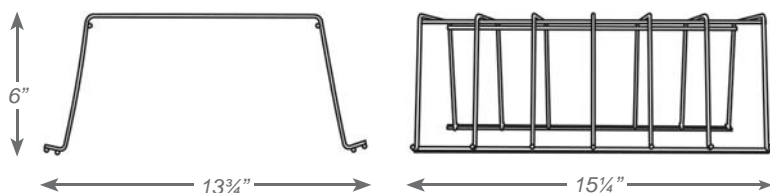
ORDERING INFORMATION

MODEL	HOUSING COLOR		OPTIONS	
LLE-1	(blank)	White	RC	Remote Capacity (1.0 W Total)
	B	Black	SPV	120/230 Volt 50/60Hz

WIRE GUARDS

WIRE GUARD

- Durable 9-gauge steel construction.
- Mounting hardware provided for easy field installation.



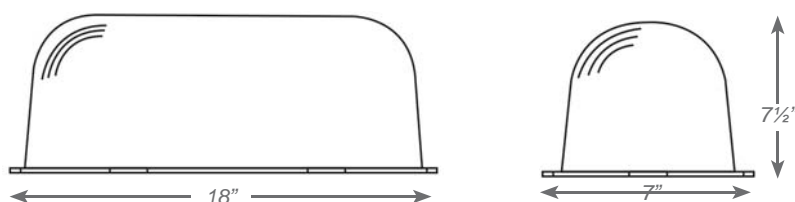
WG-1



VANDAL SHIELDS

HOUSING / MOUNTING

- High-impact resistant polycarbonate material.
- Mounting hardware provided for easy installation in the field.



BG-R1



LLRHLED

LED OUTDOOR POLYCARBONATE/DIE-CAST REMOTE HEAD

ILLUMINATION

- Long lasting, efficient, ultra bright white LED lamp heads.
- 1.0 watt (8 LEDs x 0.125 watt) per head.
High performance chrome-plated metalized reflector and plastic lens for optimal light distribution.
- Adjustable LED lamp heads provide optimal center-to-center spacing.
- Optional high lumen heads are 1.5 watts (12 LEDsX center-to-center spacing).

ELECTRICAL

- Powered from low voltage power source with low voltage wiring (not provided).

MOUNTING

- Universal mounting adapter plate included. Mounts to single-gang switch box.
- Distance of maximum run is determined by system voltage, wire gauge and total maximum wattage on the run.
- Suitable for wall or ceiling mount.

HOUSING

- Available in both engineering grade, high-impact resistant polycarbonate or premium grade die-cast aluminum housing.
- Sealed and gasketed in standard gray or black finish.

ORDERING INFORMATION

Note: LLE-1 offers 1 watt of Remote Power - Choose remote heads accordingly

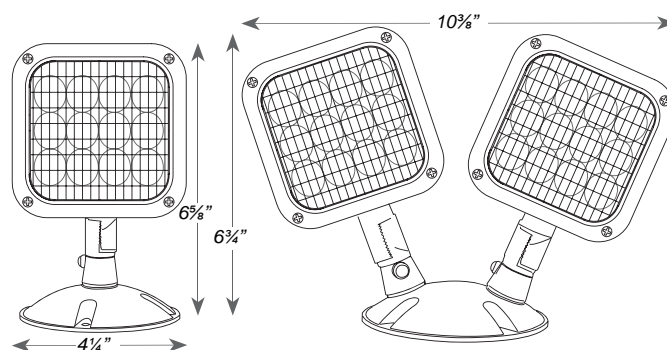
MODEL	No. of HEADS	OPTIONS		HOUSING		VOLTAGE		COLOR		LAMP TYPE ¹	
LLRHLED	1	Single Head	(blank)	For Standard	PWP	Polycarbonate	MV	For Use With 3.6V, 6V, 9.6V & 12V DC Power Source	(blank) B	(blank)	8 LEDs 1W
	2	Double Head	SDT	Non-Self-Diagnostic Fixtures For Use With Fixtures With A Self-Diagnostic Option	WP	Die-Cast				HL	12 LEDs 1.5W



WARRANTY/LISTING

- Five year warranty.
- UL Listed with approved products.
- Meets UL924, NFPA 101 Life Safety Code, NEC, OSHA, Local and State Codes.

DIMENSIONS



LED INDOOR THERMOPLASTIC REMOTE HEAD

ILLUMINATION

- Long lasting, efficient, ultra bright white LED lamp heads.
- 1.0 watt (8 LEDs x 0.125 watt) per head.
- High performance chrome-plated metalized reflector and plastic lens for optimal light distribution.
- Adjustable LED lamp heads provide optimal center-to-center spacing.
- Optional high lumen heads are 1.5 watts (12 LEDs x 0.125 watt per head) and provide increased center-to-center spacing.



ELECTRICAL

- Powered from low voltage power source with low voltage wiring (not provided).

MOUNTING

- Universal mounting adapter plate included. Mounts to single-gang switch box.
- Distance of maximum run is determined by system voltage, wire gauge and total maximum wattage on the run.
- Suitable for wall or ceiling mount.

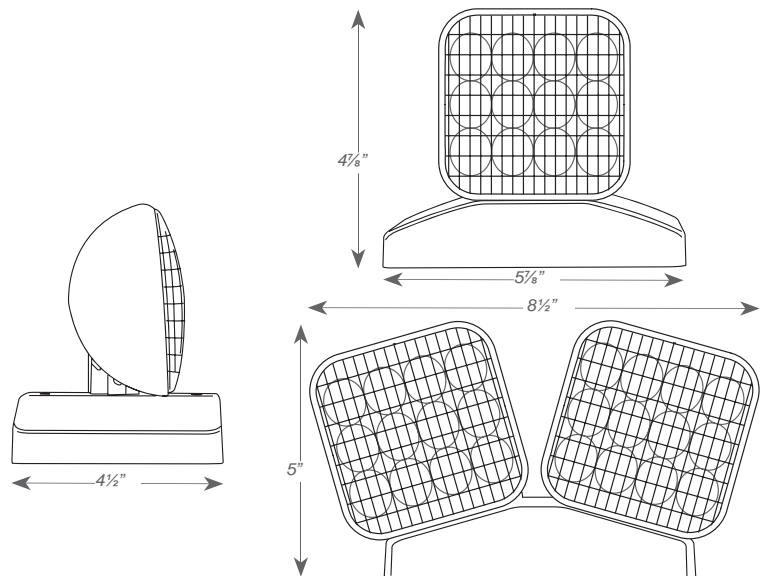
HOUSING

- Injection-molded, engineering grade, 5VA flame retardant, high-impact resistant, thermoplastic in white or black finish.

WARRANTY/LISTING

- Five year warranty.
- UL Listed with approved products.
- Meets UL924, NFPA 101 Life Safety Code, NEC, OSHA, Local and State Codes.

DIMENSIONS



ORDERING INFORMATION

Note: LLE-1 offers 1 watt of Remote Power - Choose remote heads accordingly

	MODEL	No. of HEADS	OPTIONS		VOLTAGE		COLOR		LAMP TYPE ¹	
¹ Wattage rating stated per head.	LLRHLED	1	Single Head	(blank)	MV	For Use With 3.6V, 6V, 9.6V & 12V DC Power Source	(blank)	Gray	(blank)	8 LEDs 1W
		2	Double Head	SDT						

LED MINI INDOOR THERMOPLASTIC REMOTE HEAD

ILLUMINATION

- Adjustable, long lasting, efficient, ultra bright white LED lamp heads.
- One, 0.5 watt white LED per lamp head
- Unique all-inclusive lamp, reflector and lens assembly.

ELECTRICAL

- Powered from low voltage power source with low voltage wiring (not provided).

MOUNTING

- Universal mounting adapter plate included. Mounts to single-gang switch box.
- Distance of maximum run is determined by system voltage, wire gauge and total maximum wattage on the run.
- Suitable for wall or ceiling mount.

HOUSING

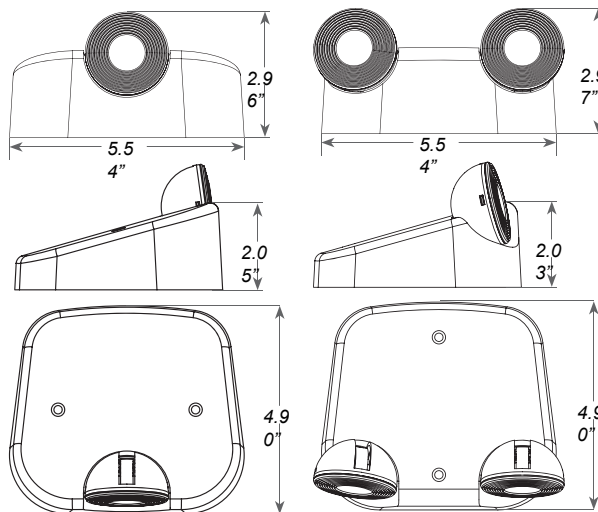
- Injection-molded, engineering grade, 5VA flame retardant, high-impact resistant, thermoplastic in white or black finish.

WARRANTY/LISTING

- Five year warranty.
- UL Listed with approved products.
- Meets UL924, NFPA 101 Life Safety Code, NEC, OSHA, Local and State Codes.



DIMENSIONS



ORDERING INFORMATION :

Note: LLE-1 offers 1 watt of Remote Power - Choose remote heads accordingly

	MODEL	No. of HEADS		HOUSING COLOR		VOLTAGE	
¹ Wattage rating stated per head.	LLMRHLED	1	Single Head	(blank)	White	3.6V	For Use With 3.6V DC Power Source
		2	Double Head	B	Black		