



Job Name: \_\_\_\_\_

Type: \_\_\_\_\_

Part #: \_\_\_\_\_

Notes: \_\_\_\_\_

# LLEM

## LED Reduced Profile Thermoplastic Emergency Unit

**Housing:** Injection-molded, 5VA flame retardant, high-impact resistant, thermoplastic

**Finish:** White (WH) or Black (BLK)

**Illumination:** 2 X Adjustable Ultra-bright white LED 1.5 watt lamp heads

### Electrical:

- Dual 120/277 voltage.
- Charge rate/power "ON" LED indicator light and push-to-test switch for mandated code compliance testing.
- Unique bi-color LED indicator light alerts occupant on battery condition (Green-normal, Red-check battery).
- 3.6V long life, maintenance-free, rechargeable NiCd battery.
- Internal solid-state transfer switch automatically connects the internal battery to LED lamp heads for minimum 90 minute emergency illumination.
- Fully automatic solid-state, two rate charger initiates battery charging to recharge a discharged battery in 24 hours.

### Mounting:

- Universal knockout pattern on back plate for surface mount.
- Suitable for wall or ceiling mount.
- Knockout for conduit applications

### Options:

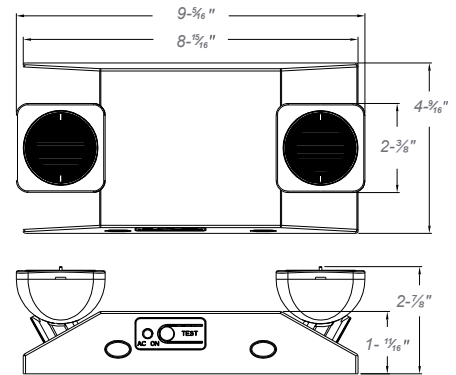
- RC: 2.5 watts Remote capacity
- SDT: Self-diagnostic feature performs monthly, biannual, and annual tests to ensure reliable operation and meet electrical and life safety codes.
- USA: Assembled in the USA

### Warranty/Certifications:

- 5 year warranty on all electronics and housing. Batteries pro-rated for 5 years.
- UL listed for damp locations (0°C-50°C).
- Meets UL924, NFPA 101 Life Safety Code, NEC, OSHA, Local and State Codes.
- Certified to CEC under title 20 regulations.



### DIMENSIONS



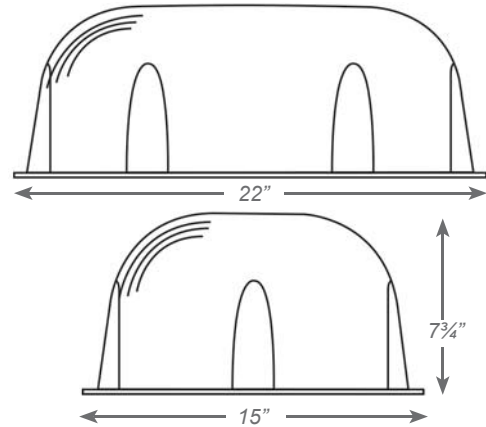
### Ordering Information

Part#	Finish	Options
LLEM	WH BLK	RC Remote Capacity SDT Self Diagnostics USA Assembled in USA

Replaces the LLR-16, LLR-16-HO,  
LLEDRX5HL, LLED5HO, LLED1  
effective 8/2023

## VANDAL SHIELD BG-1

- High-Impact Resistant Polycarbonate
- Includes Mounting Hardware



<b>Part #</b>
BG-1

## MRHLED

### LED Mini Indoor Thermoplastic Remote Head

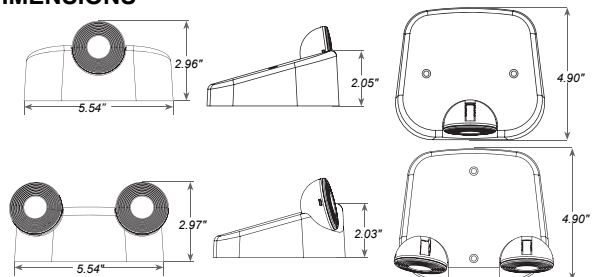
- Adjustable 0.5 Watt Ultra-Bright White lamp heads 1x per lamp head
- For Use With 3.6V DC Power Source (RC Option)
- Injection-molded, engineering grade, 5VA flame retardant, high-impact resistant, thermoplastic
- Finishes: White (WH) or Black (BLK)
- Universal mounting adapter plate included. Mounts to single-gang switch box.
- Distance of maximum run is determined by system voltage, wire gauge and total maximum wattage
- Suitable for wall or ceiling mount.

### Warranty/Listing

- Five year warranty.
- UL Listed for Indoor Use Only
- Meets UL924, NFPA 101 Life Safety Code, NEC, OSHA, Local and State Codes.



### DIMENSIONS



Part #	No. of Heads	Housing Color
MRHLED	1: Single Head 2: Double Head	WH BLK

## RHLED

### LED Mini Indoor Thermoplastic Remote Head

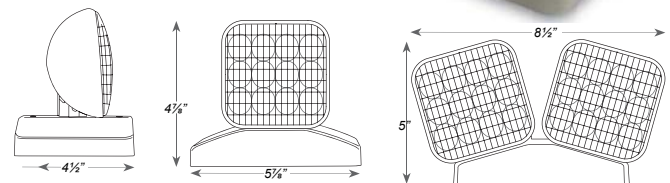
- For use with 3.6V, 6V, 9.6V& 12V DC Power Source
- Adjustable 1.0 watt Ultra Bright White lamp heads per lamp head
- Optional high lumen heads are 1.5 watts (12 LEDs x 0.125 watt per head) and provide increased center-to-center spacing.
- Injection-molded, 5VA flame retardant, high-impact resistant, thermoplastic
- Finishes: White (WH) or Black (BLK)
- Universal mounting adapter plate included. Mounts to single-gang switch box.
- Distance of maximum run is determined by system voltage, wire gauge and total maximum wattage on the run.
- Reference individual unit equipment specification sheets for remote load capacity availability.
- Suitable for wall or ceiling mount.

#### Warranty/Listing

- Five year warranty.
- UL Listed for Indoor Use Only
- Meets UL924, NFPA 101 Life Safety Code, NEC, OSHA, Local and State Codes.



DIMENSIONS



Part #	No. of Heads	Housing Color	Lamp Type	Options
RHLED	1: Single Head 2: Double Head	WH BLK	(Blank): 1W (STD) HL: High Lumen 1.5W	SDT: For Use Fixtures With A Self-Diagnostic Option

## RHLED-W

### LED Mini Wet Location Polycarbonate or Die-Cast Remote Head

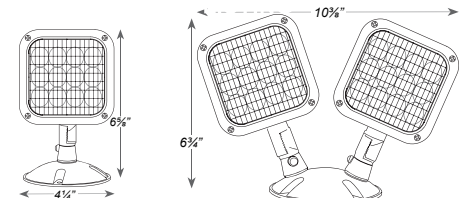
- For use with 3.6V, 6V, 9.6V& 12V DC Power Source
- Adjustable 1.0 watt Ultra Bright White lamp heads per lamp head
- Optional high lumen heads are 1.5 watts (12 LEDs x 0.125 watt per head) and provide increased center-to-center spacing.
- Available in both high-impact resistant polycarbonate or premium grade die-cast aluminum housing.
- Finishes: Gray (GRY) or Black (BLK)
- Universal mounting adapter plate included. Mounts to single-gang switch box.
- Distance of maximum run is determined by system voltage, wire gauge and total maximum wattage on the run.
- Reference individual unit equipment specification sheets for remote load capacity availability.
- Suitable for wall or ceiling mount.

#### Warranty/Listing

- Five year warranty.
- UL Listed for Wet Locations
- Meets UL924, NFPA 101 Life Safety Code, NEC, OSHA, Local and State Codes.



DIMENSIONS



Part #	No. of Heads	Housing Material	Housing Color	Lamp Type	Options
RHLED-W	1: Single Head 2: Double Head	PWP: Polycarbonate WP: Die-Cast	GRY BLK	(Blank): 1W (STD) HL: High Lumen 1.5W	SDT: For Use Fixtures With A Self-Diagnostic Option