

LLFM300-BN

Modern Decorative Drum with a White Acrylic Diffuser and Brushed Nickel Decorative Band provides both direct and indirect lighting.

Available as Surface Mount and Pendant.

Light Source: Voltage/Wattage/CRI/Lumen Output @CCT/Dimming

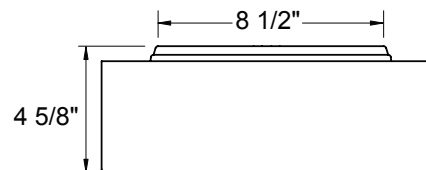
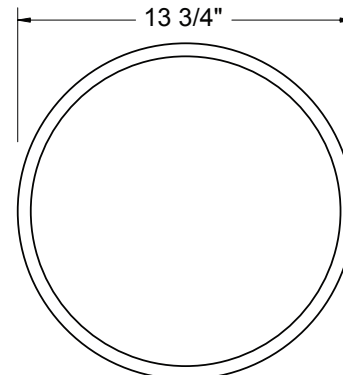
- **LE12***- 120V/14W/80CRI/1430LM@30K, 1500LM@40K/TRIAC
- **LE18**- 120V/22W/80CRI/1950LM@30K, 2130LM@40K/TRIAC
- **LE26**- 120V/32W/80CRI/2700LM@30K, 2750LM@40K/TRIAC
- **LT12**- 120V/16W/90CRI/1370LM@30K, 1400LM@40K/TRIAC
- **LT18**-120V/24W/90CRI/1980LM@30K, 2020LM@40K/TRIAC
- **LT26** -120V/31W/90CRI/2750LM@30K, 2850LM@40K/TRIAC

• **Incandescent Option****- **MB240** Requires 2x 120V 40 W Max Medium Base Incandescent Bulbs (*Not included*)

**100 Pieces MOQ Required

Notes/Certifications/Warranty:

- Surface Mount
- Optional Motion Sensor available. ON/OFF only. Dimming not available when using Motion Sensor
- Energy Star for LE12 Light Source
- UL Listed for Damp Locations
- 1 Year Against Manufacturing Defects
- 5 Year Warranty on LED
- MB240: 1 Year Warranty



PD- Pendant Kit

PART#	LIGHT SOURCE	CCT (LED ONLY)	OPTION
LLFM300-BN	LE12* LE18 LE26 LT12 LT18 LT26 MB240**	W-(3K) C-(4K)	MS- Motion Sensor Installation of Motion Sensor defeats dimming and negates Energy Star. PD- Includes 1- 6" & 1- 7" Pendant Stems * LWE- A19/E26, 80CRI 30K * LCE- A19/E26, 80CRI 40K *LWE and LCE Medium Base Lamps are available for purchase with the INC140 and INC240 Light Source. UL Listed. Energy Star. Triac Dimming. Rated for 15,000 Hours... 3 Year Limited Warranty.

*Estar

Recommended Dimmers	
LE Series	LUTRON S-600H-WH, LUTRON LG-603PH-AL, LEVITON 6631-LW, LUTRON DIVA DVCL-153P, LUTRON DV6200P-WH, LUTRON SKYLARK S-600P
LT Series	LUTRON SELV-303P-WH, LEVITON 6631-LW, LUTRON SKYLARK SELV-300P
LWE/LCE	LEVITON IPL06-10Z, LEVITON 6674, LEVITON DECORA 6672, LUTRON DVCL-153P, LUTRON DIVA VCL-153P

* Note: Other dimmers may be used - please check with Lumencia for compatibility.

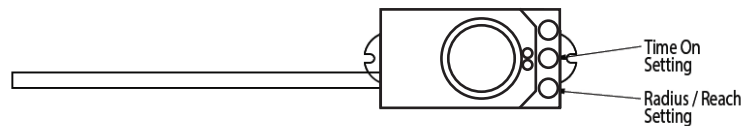

MOTION SENSOR

- ON/OFF only. Dimming not available when using Motion Sensor
- Available in LED & Incandescent
- Adjustable Time and Reach.
- Detects Motion Using High Frequency
- Input Voltage:
- 100-277VAC; 50/60Hz
- Operating Frequency: 5.8GHz
- 2.6W Power Consumption
- 360° Front Detection Angle
- 160° Side Detection Angle
- 39" to 26' Adjustable
- Detection Distance
- Time Delay: 8 Seconds to 12 Minutes
- Dusk-To-Dawn Sensitivity from 2-2000Lux (2000Lux is OFF)

Notes:

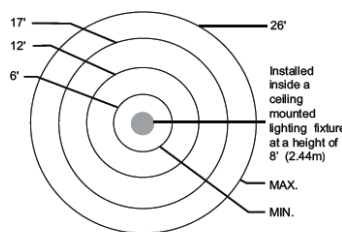
- UL CUL Listed
- FCC compliance Class B.

MS



NOTE: Coverage pattern will vary based on installation of sensor and surrounding materials.

Ceiling Mount



Wall Mount

