

LLPSA-Post Top

Saucer Post Top with 7 LED Output Options

Construction:

- Die-casting aluminum radiator/iron shell housing in Bronze
- Mounts to 3" Dia. pole. 2-3/8" Mount by Special Order
- **LLPSA:** 14.55lbs (6.5kg)
- **LLPSAL:** 15.65lbs (7.1kg)
- EPA: 0.8925 sqft

Performance:

- Input Voltage: 120V-277V, 50/60Hz
- **LLPSA:** Choice of 30, 40, 45, or 60 Watt LED
- **LLPSAL:** Choice of 70, 100, or 120 Watt LED
- Color Temperature: 30/40/50(K)
- CRI: >70
- 120° distribution.
- Ambient Operating Temperature: -4°F (-20°C) ~ 113°F (45°C).

Notes

- cETLus Listed. Wet location.
- DLC pending.
- LM79, LM80 available.
- 5 year Limited warranty.
- L70 >50,000 hours

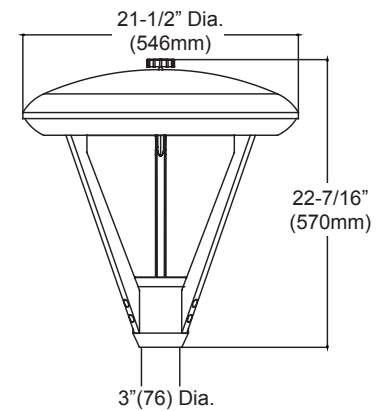
Controls/Options

See Ordering Section for Complete List

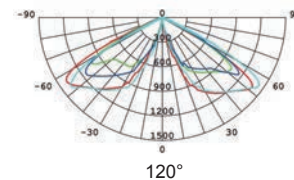


LLPSA

LLPSAL



* All dimensions are in inches (millimeters).



| MODEL | LED | COLOR TEMP. | VOLTAGE | FINISH | MOUNTING |
|--------|-----------------------------|-------------|---------------------|-----------------------------|-----------------------------|
| LLPSA | 30- 30W/2850lm | -30K | UNV 120-277V (Std.) | BZ Bronze (RAL#8019) (Std.) | P3 3" Pole |
| | 40- 40W/3800lm ³ | | | | |
| | 45- 45W/4275lm | | | | |
| | 60- 60W/5400lm | | | | |
| LLPSAL | 70- 70W/6650lm | -50K | HV 347-480V | CC Custom Color | P2 2-3/8" Pole ¹ |
| | 100-100W/9500lm | | | | |
| | 120-120W/11400lm | | | | |

* Available custom color (RAL)
Please provide us with the RAL number.
* Non-standard finish with extra charge.

Job Name: _____

Type: _____

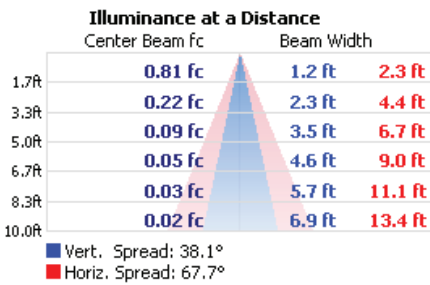
Part #: _____

Notes: _____

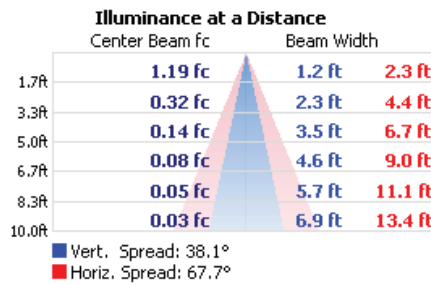
| CONTROL | SHIPPING OPTION | OPTIONS |
|---|--|---|
| (Blank) None DM 1-10V ² PCUNV With Photocell - Button Type 120/277V MDS Motion/Daylight Sensor (Hi/ Low/ Off) | (Blank) Unassembled AS Assembled * Due to product's characteristic, we recommend and offer unassembled shipping as standard for damage prevention. | BIRD Bird Guard, Stainless Steel Spikes EM EM Battery Backup RC7 NEMA 7-wire receptacle only (no controls) ARRA ARRA compliant. (optional) |

- NOTES:
1. Longer lead time, please contact us for more information.
 2. Only available with 40W or higher wattage options.

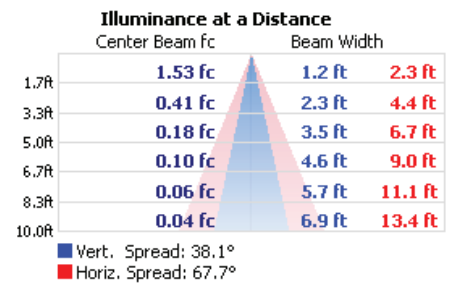
LLPSA-30



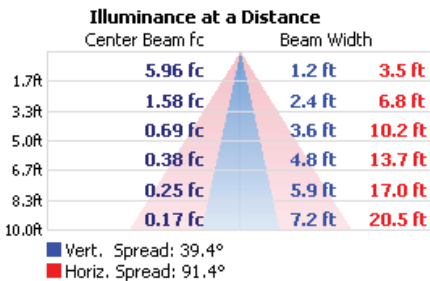
LLPSA-45



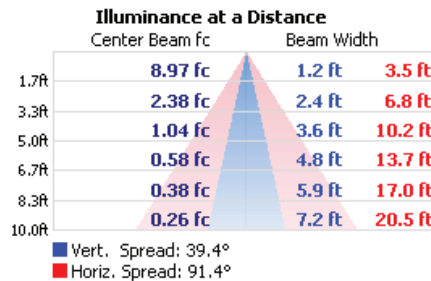
LLPSA-60



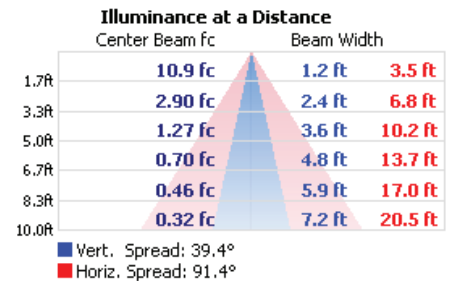
LLPSAL-70



LLPSAL-100



LLPSAL-120



| Optional MDS- Default Settings | |
|--------------------------------|------------------|
| Detection Sensitivity | 100% |
| Hold Time | 90s |
| Day Light Sensor | Disable or 50lux |
| Stand by Time | 10min |
| Stand by Dimming Level | 10% |