

LLRMR-16-65/125

MR-16 REMOTE CAPABLE THERMOPLASTIC EMERGENCY UNIT



ILLUMINATION

- Two fully adjustable ultra bright, 12.0 watt, MR-16 halogen lamp heads standard.
- High performance MR16 halogen lamps with smooth metallized reflector and glass lens for optimal light distribution.

ELECTRICAL

- Dual 120/277 voltage.
- Charge rate/power "ON" LED indicator light and push-to-test switch for mandated code compliance testing.
- LVD (low voltage disconnect) prevents battery from deep discharge.
- 6V maintenance-free, rechargeable sealed lead acid battery.
- Offers 26W of remote capacity (6V/12V DC output) when using standard 12W halogen lamps and 43W of remote capacity (6V/12V DC output) when using optional 3.3W LED lamps.
- Internal solid-state transfer switch automatically connects the internal battery to lamp heads for minimum 90-minute emergency illumination.
- Fully automatic solid-state, two rate charger initiates battery charging to recharge a discharged battery in 24 hours.

MOUNTING

- Universal knockout pattern on back plate for wall mount. Snaps into place making internal electrical connections.
- Conduit mount knockout on top of housing and backplate.

HOUSING

- Injection-molded, engineering grade, 5VA flame retardant, high-impact resistant, thermoplastic in white or black finish.

ORDERING INFORMATION

Sample Part Number: **LLRMR-16-65**

MODEL	HOUSING COLOR		OPTIONS	
LLRMR-16-65 (6 Volt)	(blank)	White	LED	3.3W High Lumen White LED Lamps
LLRMR-16-125 (12 Volt)	B	Black	PLED	5.0W High Lumen White LED Lamps ¹



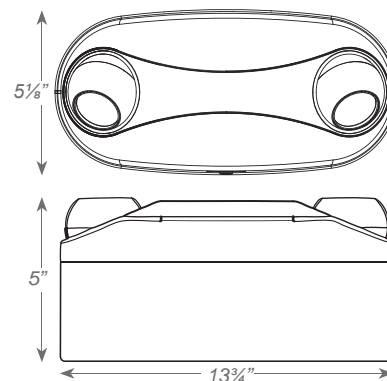
OPTIONS

- LED: 3.3W high performance MR-16 base LED lamps for increased center-to-center spacing.
- PLED: 5.0W high performance MR-16 base LED lamps for premium center-to-center spacing

WARRANTY / LISTING

- Five year warranty on all electronics and housing. Battery prorated for two years.
- Meets UL924, NFPA 101 Life Safety Code, NEC, OSHA, Local and State Codes.
- UL Listed for damp locations (20°C – 40°C).

DIMENSIONS

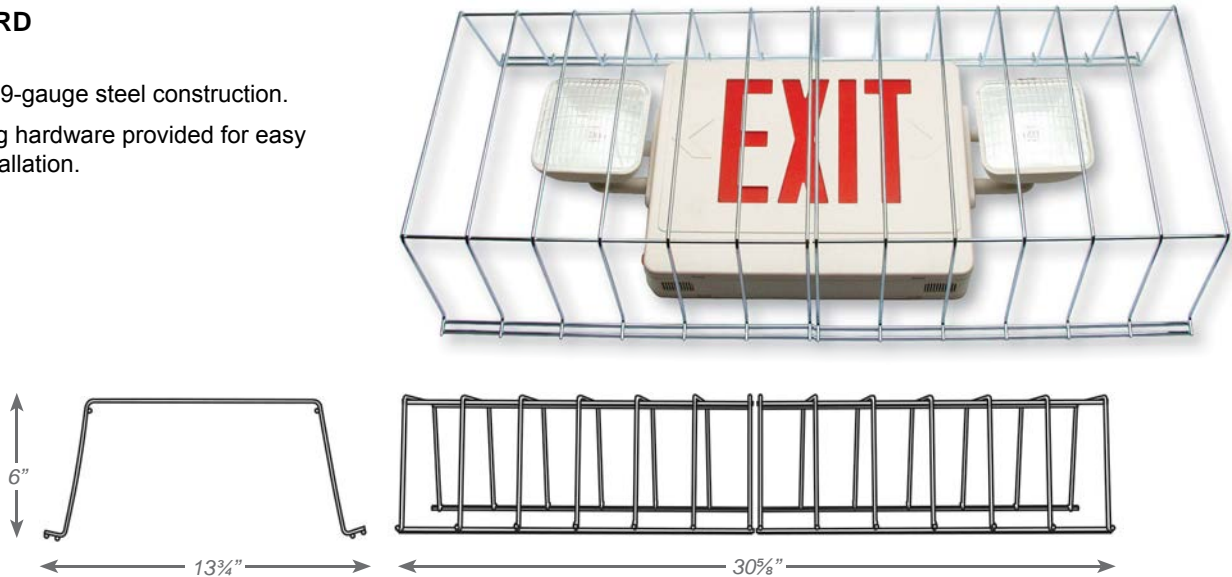


WIRE GUARDS

WIRE GUARD

- Durable 9-gauge steel construction.
- Mounting hardware provided for easy field installation.

WG-3

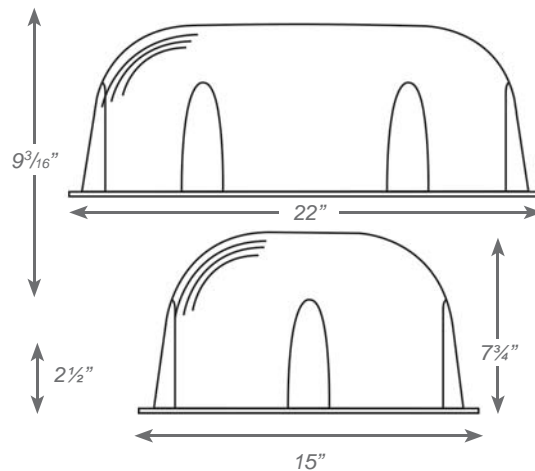


VANDAL SHIELDS

HOUSING / MOUNTING

- High-impact resistant polycarbonate material.
- Mounting hardware provided for easy installation in the field.

BG-1



Job Name: _____

Type: _____

Part #: _____

Notes: _____

LED OUTDOOR POLYCARBONATE /DIE-CAST REMOTE HEAD

ILLUMINATION

- Long lasting, efficient, ultra bright white LED lamp heads.
- 1.0 watt (8 LEDs x 0.125 watt) per head.
- High performance chrome-plated metalized reflector and plastic lens for optimal light distribution.
- Adjustable LED lamp heads provide optimal center-to-center spacing.
- Optional high lumen heads are 1.5 watts (12 LEDs x 0.125 watt per head) and provide increased center-to-center spacing.



ELECTRICAL

- Powered from low voltage power source with low voltage wiring (not provided).

MOUNTING

- Universal mounting adapter plate included. Mounts to single-gang switch box.
- Distance of maximum run is determined by system voltage, wire gauge and total maximum wattage on the run.
- Suitable for wall or ceiling mount.

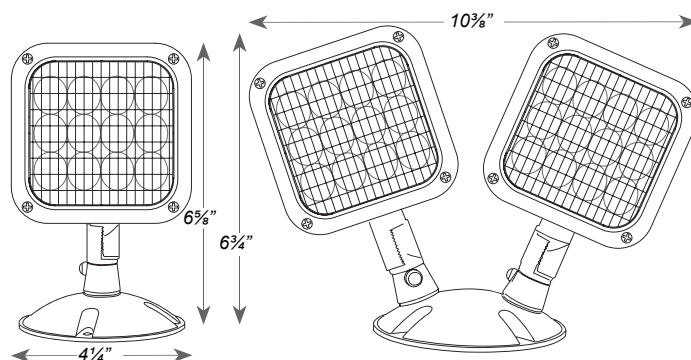
HOUSING

- Available in both engineering grade, high-impact resistant polycarbonate or premium grade die-cast aluminum housing.
- Sealed and gasketed in standard gray or black finish.

WARRANTY/LISTING

- Five year warranty.
- UL Listed.
- Meets UL924, NFPA 101 Life Safety Code, NEC, OSHA, Local and State Codes.

DIMENSIONS



ORDERING INFORMATION

The LLRMR-16-65 offers 26 watts of remote capacity when using halogen lamps and 43 watts when using led lamps. Choose remote heads accordingly

MODEL	No. of HEADS		OPTIONS		HOUSING		VOLTAGE		COLOR		LAMP TYPE ¹	
RHLED	1	Single Head	(blank)	For Standard Non-Self-Diagnostic Fixtures	PWP	Polycarbonate	MV	For Use With 3.6V, 6V, 9.6V & 12V DC Power Source	(blank)	Gray	(blank)	8 LEDs 1W
	2	Double Head	SDT	For Use With Fixtures With A Self-Diagnostic Option	WP	Die-Cast			B	Black	HL	12 LEDs 1.5W

LLLEDR-1

LED INDOOR THERMOPLASTIC REMOTE HEAD

ILLUMINATION

- Long lasting, efficient, ultra bright white LED lamp heads.
- 1.0 watt (8 LEDs x 0.125 watt) per head.
- High performance chrome-plated metalized reflector and plastic lens for optimal light distribution.
- Adjustable LED lamp heads provide optimal center-to-center spacing.
- Optional high lumen heads are 1.5 watts (12 LEDs x 0.125 watt per head) and provide increased center-to-center spacing.

ELECTRICAL

- Powered from low voltage power source with low voltage wiring (not provided).

MOUNTING

- Universal mounting adapter plate included. Mounts to single-gang switch box.
- Distance of maximum run is determined by system voltage, wire gauge and total maximum wattage on the run.
- Suitable for wall or ceiling mount.

HOUSING

- Injection-molded, engineering grade, 5VA flame retardant, high-impact resistant, thermoplastic in white or black finish.

WARRANTY/LISTING

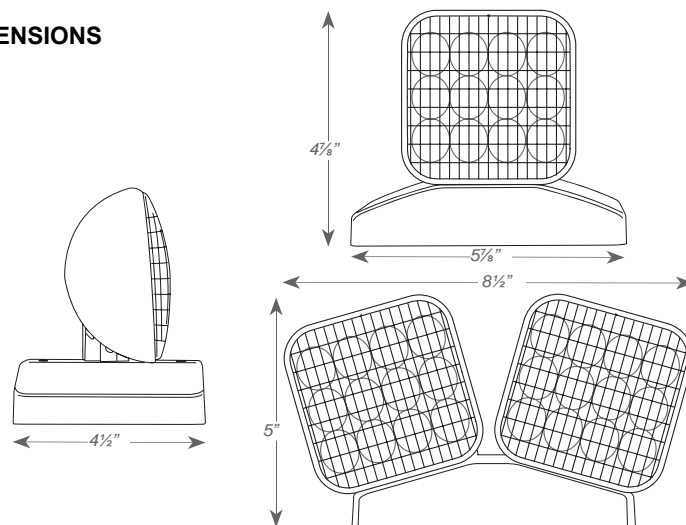
- Five year warranty.
- UL Listed
- Meets UL924, NFPA 101 Life Safety Code, NEC, OSHA, Local and State Codes.

ORDERING INFORMATION

The LLRMR-16-65 offers 26 watts of remote capacity when using halogen lamps and 43 watts when using led lamps. Choose remote heads accordingly



DIMENSIONS



Reference individual unit equipment specification sheets for remote load capacity availability.

MODEL	No. of HEADS	OPTIONS	VOLTAGE	COLOR	LAMP TYPE ¹
RHLED	1 Single Head	(blank) For Standard	MV For Use With 3.6V, 6V, 9.6V & 12V DC Power Source	(blank) Gray B Black	(blank) 8 LEDs 1W
	2 Double Head	Non-Self-Diagnostic Fixtures For Use With Fixtures With A Self-Diagnostic			HL 12 LEDs 1.5W
		SDT Option			

¹ Wattage rating stated per head.