Job Name:

Type:

Part #:

Notes:

LLRRLL4

4" Round Rotational LED Linear Pendant

Housing: Extruded Aluminum with Die-Formed Painted Steel Reflector
Finish: White standard; Other Finishes by Request
Lens: Acrylic in a matte finish

Mounting: Pendant Only

LED & Electrical:

- LM80
- 80 CRI Standard
- L70 reported: > 60,000 @ 55ºC
- Nominal Lamp Life: 100,000 hours.
- Features include over voltage protection, surge, short circuit protection and over load protection.
- 0-10V dimming Standard
- Power Factor: +0.95
- Operating Temperature: -4°F (-20°C) ~ 122°F (50°C).

Warranty/Certifications:

- 5 years limited warranty.
- UL/CUL listed for damp locations
- Optional- Assembled in USA

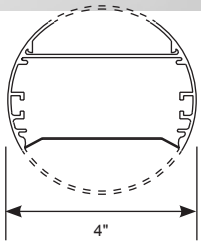

WEIGHT

Item	lbs	kg
LLRRLL4-2 (Down)	6.47	2.93
LLRRLL4-3 (Down)	8.10	3.67
LLRRLL4-4 (Down)	9.89	4.48
LLRRLL4-4 (Up&Down)	9.18	4.16
LLRRLL4-8 (Down)	16.94	7.68
LLLRRLL4-8 (Up&Down)	15.51	7.03
RHC90	10.06	4.56

Cable

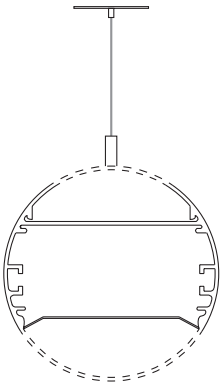

Stem

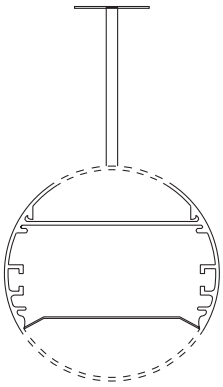

CONFIGURATIONS

Series	Size	Model #	AC Input	Lumen Output (Down)		Lumen Efficiency
LLRRLL4	4'	D600L	19.8W	2397.8 lm (100%)	2397.8 lm	121.1 lm/W
		D899L	29.7W	3596.6 lm (100%)	3596.6 lm	121.1 lm/W
		D1198L	39.6W	4795.5 lm (100%)	4795.5 lm	121.1 lm/W
		D1598L	52.8W	6394 lm (100%)	6394 lm	121.1 lm/W
		D1798L	59.4W	7193.3 lm (100%)	7193.3 lm	121.1 lm/W

Size	Model #	AC Input	Lumen Output (Down / Up)		Lumen Efficiency
4'	D600L/U600L	39.6W	2133.1 lm (46.8%) / 2424.8 lm (53.2%)	4557.9 lm	115.1 lm/W
	D899L/U899L	59.4W	3210.8 lm (46.8%) / 3649.9 lm (53.2%)	6860.7 lm	115.1 lm/W
	D1198L/U600L	59.4W	3942.9 lm (60.4%) / 2585.1 lm (39.6%)	6528 lm	109.9 lm/W
	D1198L/U600L	72.6W	5549.4 lm (66.7%) / 2770.6 lm (33.3%)	8320 lm	114.6 lm/W
	D1598L/U899L	82.5W	5233 lm (60.7%) / 3388.2 lm (39.3%)	8621.2 lm	104.5 lm/W
	D1798L/U600L	79.2W	5954.5 lm (71.4%) / 2385.2 lm (28.6%)	8339.7 lm	105.3 lm/W
	D1798L/U899L	89.1W	5914.4 lm (60.4%), 3877.7 lm (39.6%)	9792.1 lm	109.9 lm/W

	Multiplier		
CCT	3000K	3500K	5000K
Down only	0.9642	0.9822	1.0357
Up&Down	0.971	0.9856	1.029

2022.09

Office: 267-438-3000 Fax: 267-288-5604
www.Lumencia.com

Specifications subject to change without prior notice.
© 2022 Lumencia. ALL RIGHTS RESERVED

Lumencia™
Multi-Unit Residential Lighting

Job Name:

Type:

Part #:

Notes:

Ordering Information

MODEL	LENGTH	DOWN LIGHT	UP LIGHT	CCT	CRI	VOLTAGE
LLRRLL4	**2** 2 Foot **3** 3 Foot **4** 4 Foot **6** 6 Foot **8** 8 Foot **CLXX** *(Custom Length)*	**D600L** 600lm/ft **D899L** 899lm/ft **D1198L** 1198lm/ft **D1598L** 1597lm/ft **D1798L** 1798lm/ft **CLWP** Custom Lumen-Wattage Package *(We can offer a custom lumen /ft or overall wattage package per your spec. Ask your Lumencia rep for more information)*	**(Blank)** None **D600L** 600lm/ft **D899L** 899lm/ft **NL** Non-Lit **CLWP** Custom Lumen-Wattage Package *(We can offer a custom lumen /ft or overall wattage package per your spec. Ask your Lumencia rep for more information)*	**27K**** **30K** **35K** **40K** **50K** ***only available with CRI90* ** If Different CCT needed for Direct/Indirect XX/XX*	**(Blank)** 80 CRI *(Std)* **9** 90 CRI	**UNV** 120~277V **347** 347V

DRIVERS	EM	EM QTY	OPTIONS
(Blank) 0-10 Dim, 1% Dims Both Simultaneously *(Std.)* *Lutron Mark VII Dimmers and Lutron IP710-DLZ* **UDSD** Separate Dimming Control of Uplight and Downlight *(0-10V dim to 1%)* **SP** Separate Power Control for Uplight and Downlight **SDXX** *XX% / 100% Bi-Level Step dim (Specify XX : 10% ~ 70%)* **PHSR** Philips Xitanium Sensor-Ready, Dali 5%~100% dim **PHDL** Philips Xitanium DALI driver, Dim to 5% **ELV** *ELV compatible (reverse-phase or trailing-edge), (120V only)* **DIMT** *Tri-mode dimming (Triac, ELV, 0-10V)*	**(Blank)**None *(Std)* **EM8** 8W EM Battery Backup **EM15** 15W EM Battery Backup **EM20** 20W EM Battery Backup **EM25** 25W EM Battery Backup	**xSE** Number of EMs for Continuous Run *EM for 4' Sections, 1 EM per Section.* *For Continuous Run Must Specify Location* *Only Available in 120V or 277V Must Specify* *Not Available for 347V*	**7W Optional** 7 Years Limited Warranty * **10W Optional** 10 Years Limited Warranty * **FB** Fast Blow Fuse *(Not available for 347V)* **SB** SLow Blow Fuse *(Not available for 347V)* **ARRA** Assembled in USA for Buy American Act **OCC** Occupancy Sensor w/ Daylight Harvesting *(max. 8' detection mounting height with 13' coverage. Standard will be ON/OFF sensor with dimming wires provided for dimmer switch. For sensor dimming control, please select additional "SO" option)* **DCC** Daylight Dimming Photo Sensor *(0-10 VDC Control, LSR-301-S required. Automatic on/off is not available.)* **SO** Dimming Wires connected to Sensor Only *(Available with AMS and DPMS option)* **LSR-301-S** Setup Remote Control for DPMS *(Required for DPMS)* **LSR-301-P** Occupant Remote Control for DPMS

*Extended limited warranties covers electrical parts only and does not apply to labor, equipment lease, or defect from improper installation or operation

FINISH	CEILING TYPE *(Pendant Only)*	FIXTURE	SUSPENSION *(Pendant Only)*	CORD/CANOPY *(Pendant Only)*
Std is White Fixture, White Cord, White Canopy	**T15** T-bar 15/16" **T9** T-bar 9/16" **HC** Hard Ceiling **HS** Hard Sloped Ceiling	**WH** Matte White RAL#9003 ***SL** Silver RAL#9022 ***BLK** Black RAL#9011 ****AMC** Anti-Microbial Coating *(Matte White)* ****RAL#** Custom Color **Additional Charge.* *** Additional charge & set up fee.*	**AC4** 4' Adjustable Aircraft Cable **AC8** 8' Adjustable Aircraft Cable **ST2** 2' Stem **ST4** 4' Stem	**(Blank)** White Cord/White Canopy **BLK-** Black Cord/Black Canopy **CC-** Custom Configuration *Contact Us for more info

Compatible Dimmers:
Standard 0-10 Dim, 1% Dims Both Simultaneously. Lumenica recommends Lutron Mark VII Dimmers and Leviton IP710-DLZ.
All others: Contact your Lumencia Rep for compatibility.

Controls:
Ask your Lumenica rep about compatibility with your control system





Connectors Available for For Special Shapes. Contact Lumencia

2022.09

Office: 267-438-3000 Fax: 267-288-5604
www.Lumencia.com

Specifications subject to change without prior notice.
© 2022 Lumencia. ALL RIGHTS RESERVED

Lumencia™
Multi-Unit Residential Lighting

Job Name:

Type:

Part #:

Notes:

PHOTOMETRIC DATA:

* Based on 3FT, 4000K calculation.

LLRDO4-P-3-D600L

Illuminance at a Distance

	Center Beam fc	Beam Width	
1.7ft	201 fc	4.0 ft	5.9 ft
3.3ft	53.3 fc	7.8 ft	11.5 ft
5.0ft	23.2 fc	11.8 ft	17.5 ft
6.7ft	12.9 fc	15.9 ft	23.4 ft
8.3ft	8.43 fc	19.6 ft	29.0 ft
10.0ft	5.80 fc	23.7 ft	35.0 ft

Vert. Spread: 99.6°
Horiz. Spread: 120.5°

LLRDO4-P-3-D899L

Illuminance at a Distance

	Center Beam fc	Beam Width	
1.7ft	301 fc	4.0 ft	5.9 ft
3.3ft	80.0 fc	7.8 ft	11.5 ft
5.0ft	34.8 fc	11.8 ft	17.5 ft
6.7ft	19.4 fc	15.9 ft	23.4 ft
8.3ft	12.6 fc	19.6 ft	29.0 ft
10.0ft	8.71 fc	23.7 ft	35.0 ft

Vert. Spread: 99.6°
Horiz. Spread: 120.5°

LLRDO4-P-3-D1198L

Illuminance at a Distance

	Center Beam fc	Beam Width	
1.7ft	402 fc	4.0 ft	5.9 ft
3.3ft	107 fc	7.8 ft	11.5 ft
5.0ft	46.4 fc	11.8 ft	17.5 ft
6.7ft	25.9 fc	15.9 ft	23.4 ft
8.3ft	16.9 fc	19.6 ft	29.0 ft
10.0ft	11.6 fc	23.7 ft	35.0 ft

Vert. Spread: 99.6°
Horiz. Spread: 120.5°

LLRDO4-P-3-D1598L

Illuminance at a Distance

	Center Beam fc	Beam Width	
1.7ft	536 fc	4.0 ft	5.9 ft
3.3ft	142 fc	7.8 ft	11.5 ft
5.0ft	61.9 fc	11.8 ft	17.5 ft
6.7ft	34.5 fc	15.9 ft	23.4 ft
8.3ft	22.5 fc	19.6 ft	29.0 ft
10.0ft	15.5 fc	23.7 ft	35.0 ft

Vert. Spread: 99.6°
Horiz. Spread: 120.5°

LLRDO4-P-3-D1798LL

Illuminance at a Distance

	Center Beam fc	Beam Width	
1.7ft	603 fc	4.0 ft	5.9 ft
3.3ft	160 fc	7.8 ft	11.5 ft
5.0ft	69.7 fc	11.8 ft	17.5 ft
6.7ft	38.8 fc	15.9 ft	23.4 ft
8.3ft	25.3 fc	19.6 ft	29.0 ft
10.0ft	17.4 fc	23.7 ft	35.0 ft

Vert. Spread: 99.6°
Horiz. Spread: 120.5°

LLRDO4-P-3-D600L-U600L

Illuminance at a Distance

	Center Beam fc	Beam Width	
1.7ft	166 fc		7.8 ft
3.3ft	44.2 fc		15.2 ft
5.0ft	19.2 fc		23.0 ft
6.7ft	10.7 fc		30.9 ft
8.3ft	6.98 fc		38.2 ft
10.0ft	4.81 fc		46.1 ft

Horiz. Spread: 133.1°

LLRDO4-P-3-D899L-U899L

Illuminance at a Distance

	Center Beam fc	Beam Width	
1.7ft	250 fc		7.8 ft
3.3ft	66.3 fc		15.2 ft
5.0ft	28.9 fc		23.0 ft
6.7ft	16.1 fc		30.9 ft
8.3ft	10.5 fc		38.2 ft
10.0ft	7.21 fc		46.1 ft

Horiz. Spread: 133.1°

LLRDO4-P-3-D1198L-U600L

Illuminance at a Distance

	Center Beam fc	Beam Width	
1.7ft	318 fc	4.5 ft	7.5 ft
3.3ft	84.5 fc	8.7 ft	14.6 ft
5.0ft	36.8 fc	13.1 ft	22.0 ft
6.7ft	20.5 fc	17.6 ft	29.5 ft
8.3ft	13.4 fc	21.8 ft	36.6 ft
10.0ft	9.20 fc	26.2 ft	44.1 ft

Vert. Spread: 105.3°
Horiz. Spread: 131.2°

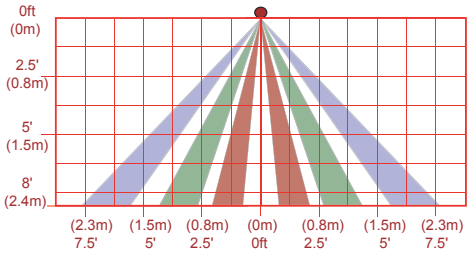

AMS coverage pattern (side view)

* The coverage shown in the diagram is maximum. AMS is designed to detect small motion when mounted within 6' occupants.

All dimensions are in inches (millimeters).



2022.09

Specifications subject to change without prior notice.
© 2022 Lumencia. ALL RIGHTS RESERVED